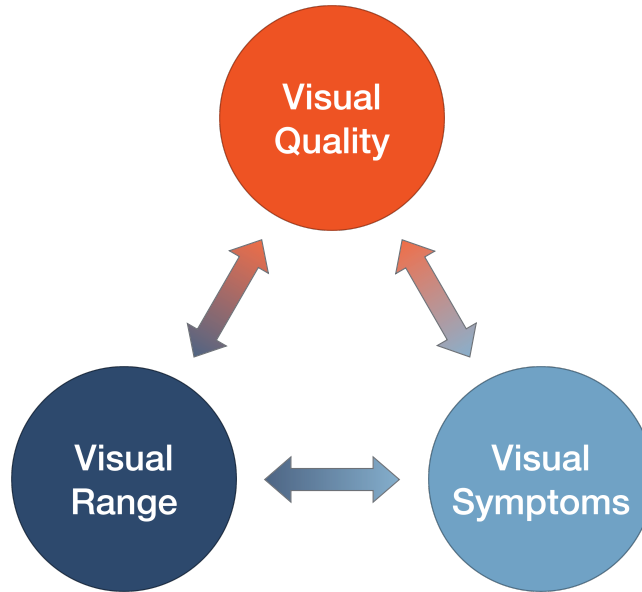


# The Visual QRS Triad

Framework for Understanding IOLs and Vision




# The Visual QRS Triad

Centered on Contrast Sensitivity (CS)



Visual Quality

Visual Quality: Contrast Sensitivity *across the Lighting & Spatial Frequency Spectra*



Contrast

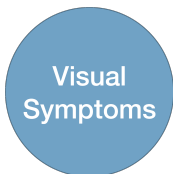
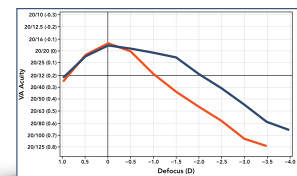
Lighting

Low/High SF



Visual Range

Visual Range: Contrast Sensitivity *along the Visual Axis (Z axis)*



Visual Symptoms

Visual Symptoms: Contrast Sensitivity *throughout the Visual Field (X-Y axes)*



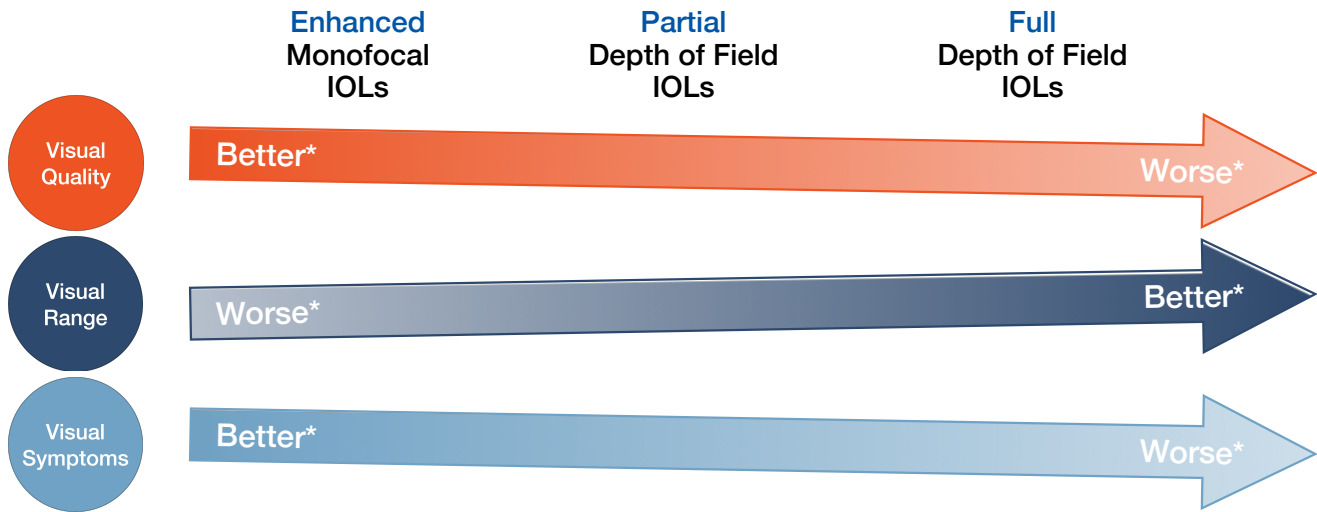
Glare

Halo

Starburst

# Balancing Depth of Field IOLs

## Patient [IOL] selection and counseling with the Visual QRS Triad



*\*These are broad category generalizations. Within these, specific IOL performance can vary widely as a function of optical design, material, and manufacturing.*

